

STOCK MOULDINGS in CHERRY, MAPLE, SAPELE, RED OAK & POPLAR



www.exoticveneers.com

**Imported & Domestic
Hardwoods**

"We Know Wood"

- Manufacturers of Stock & Custom Moulding
- Distributors of Imported & Domestic Lumber
 - Suppliers of IPE Decking

**Rogers Sales Co.
Farmingdale NY 11735**

Tel: (516) 661-0398

Tel: (631) 629-5660 LI

Tel : (347) 593-8850 NYC

sales@exoticveneers.com

Rogers Sales Co.



2022

ROGERS SALES CO.
www.exoticveneers.com

516-661-0398
e-mail: sales@exoticveneers.com

INCHES 1 2 3 4 5 6 7 8 9

Cm 1 2 3 4 5 6 7 8 9 10 11 12 13 14 15 16 17 18 19 20 21 22



Live Edge Slabs in Stock

INDEX

MOULDINGS

Astragal (AL).....	p.3
Base Cap (BC)	p.5
Bead (BD)	p.7
Base (BE)	p.8
Brick (BM)	p.13
Bar Rail (BR)	p.13
Cove (CE)	p.15
Casing (CG)	p.17
Crown (CN)	p.22
Chair Rail (CR)	p.30
Guard (GD)	p.32
Dentil	p.33
Landing Tread (LT)	p.34
Mantel (ME)	p.35
Mullion (MN)	p.37
Nose & Cove (NC)	p.38
Panel (PL)	p.39
Picture (PM)	p.42
Pilaster (PR)	p.43
Plinth	p.48
Quarter RD (QR)	p.49
Round & Half RD (RD)	p.49
Rope	p.50
Rosettes	p.50
Solid Crown (SC)	p.51
Shoe (SE)	p.53
Shelf Edge	p.54
Stool (SL)	p.54
Stop (SP)	p.55
Wainscoat (WT)	p.56

OTHER PRODUCTS

Ipe Decking	p.60
Lumber	p.57
Garden State Mouldings	p.62
Ornate White River Mouldings	p.63
Plywood , Edgebanding	p.62
Stair parts	p.64

Rogers Sales Co.

www.exoticveneers.com

MOULDINGS

All of our mouldings are priced and sold on a lineal foot measurement. One lineal foot of moulding is 12” long, regardless of the thickness and width.

The profiles depicted on the following pages are inventoried in our warehouse store.

Curved Mouldings can be made to order in solid wood or flexible resin to precisely match our stock profiles.

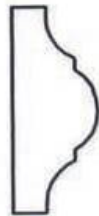
Custom Mouldings can be made to order to match any profile. A scaled drawing, or a sample along with the quantity desired and the specie of lumber is all that is needed to receive a price quotation.

Manufacturing. We operate four moulders on our premises and a variety of support equipment to assure our quality. All stock mouldings are manufactured by our staff. We do offer embossed and carved mouldings from other manufacturers.

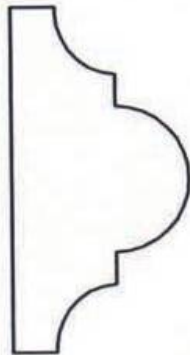
ASTRAGAL



AL1
1/4" x 5/8"




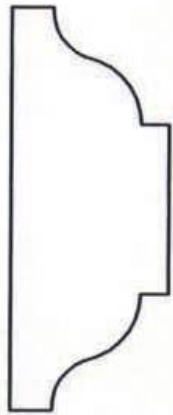
AL2
3/8" x 7/8"



AL3
3/4" x 1 1/2"

Rogers Sales Co.

ASTRAGAL

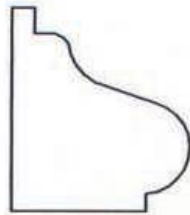


AL4
3/4" x 1 3/4"




AL5
7/16" x 1 1/8"


BASE CAPS



BC1
3/4" x 7/8"



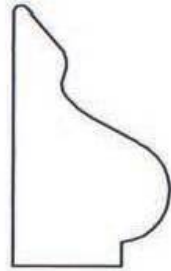
BC2
11/16" x 1 3/8"



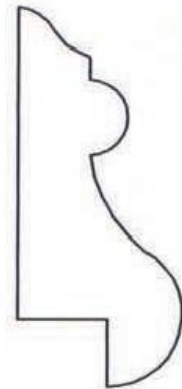
BC3
11/16" x 1 5/8"

Rogers Sales Co.


BASE CAPS



BC4
11/16" x 1 1/8"




BC5
11/16" x 1 5/8"



BC6
11/16" x 1 5/8"

BASE CAPS



BC7
3/4" x 1 1/4"


BEAD



BD1
7/8" x 5/16"


Rogers Sales Co.

BASE



BE4
11/16" x 3 1/2"


BASE



BE5
3/4" x 5"


Rogers Sales Co.

BASE




BE6
11/16" x 4 5/8"

BASE



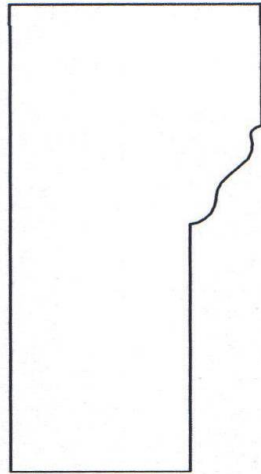
Rogers Sales Co.

BASE



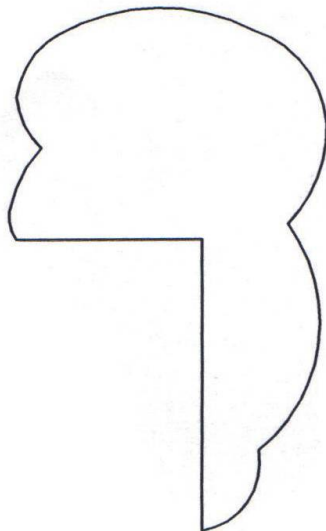
BE8
3/4" x 4-1/8"

BRICK MOULDING



BM1
1 1/16" x 2"


BAR RAIL



BR-2
1 11/16" X 2 1/4"
shown at 85%


Rogers Sales Co.

BAR RAIL



BR5
1 5/8" X 5 1/2"

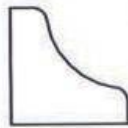
COVE



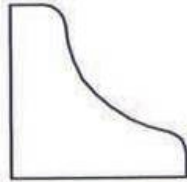
CE1
1-1/16" x 4-1/2"

Rogers Sales Co.

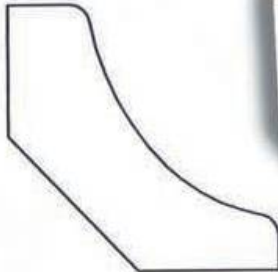
COVE



CE2
1/2" x 1/2"



CE3
3/4" x 3/4"
Also available as scotia 5/8" x 3/4"




CE8
9/16" x 1 5/8"

CASING



CG1

1/2" x 2 1/2"




CG2

1 1/16" x 3 5/8"



Rogers Sales Co.

CASING



CG3


3/4" x 2 1/2"



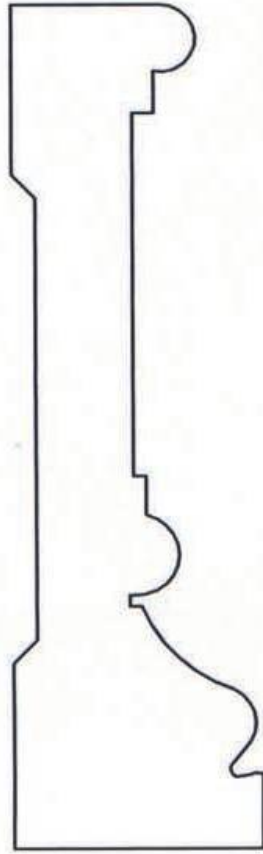
shown
at 80%

CG4

1-1/16" x 4-1/2"



CASING




CG5
1 1/16" x 3 5/8"



CG6
7/8" x 3 1/2"

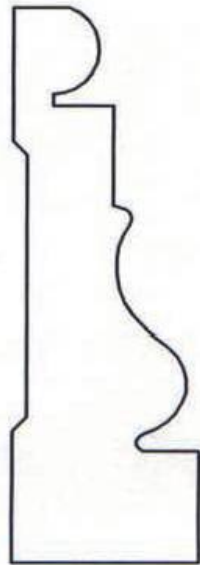
Rogers Sales Co.

CASING



CG7

11/16" x 3 1/2"




CG8

13/16" x 2 3/8"




CASING




CG9
13/16" x 3 3/8"

Rogers Sales Co.

CROWN

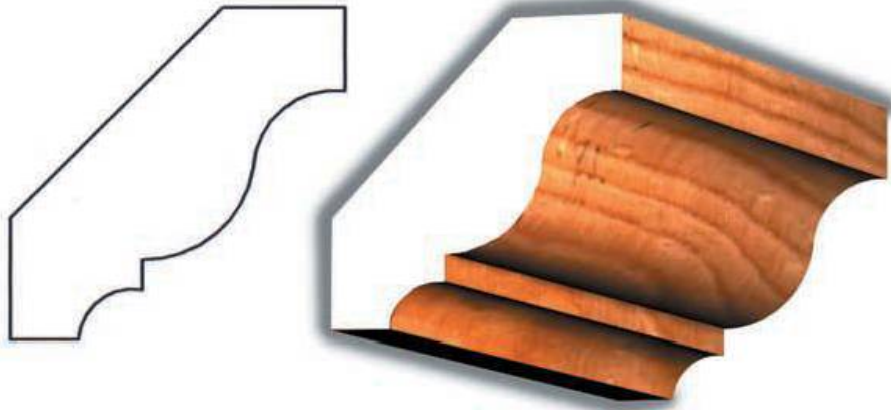


CN0
11/16" x 3 1/2"




CN1
11/16" x 2 1/4"

CROWN



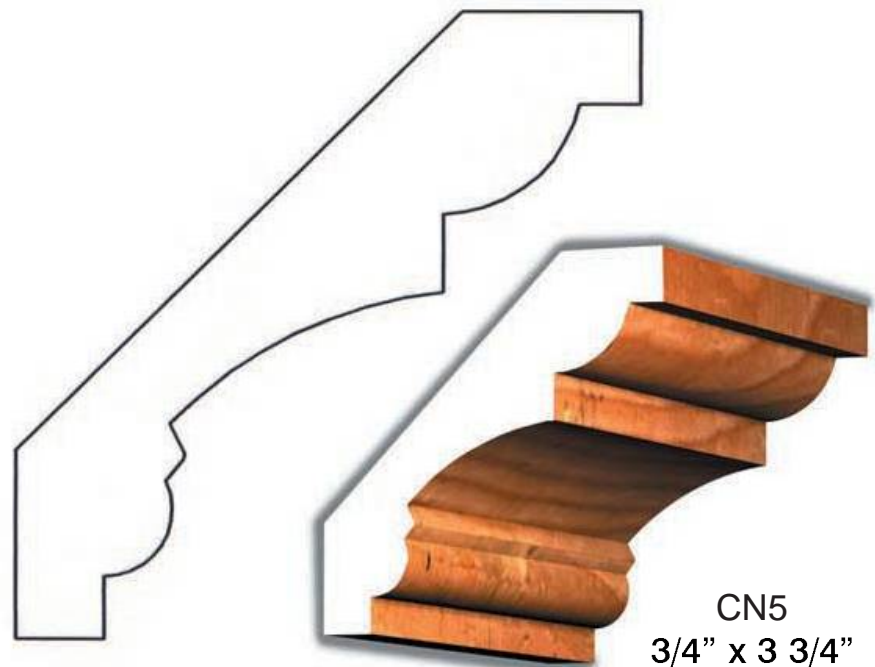
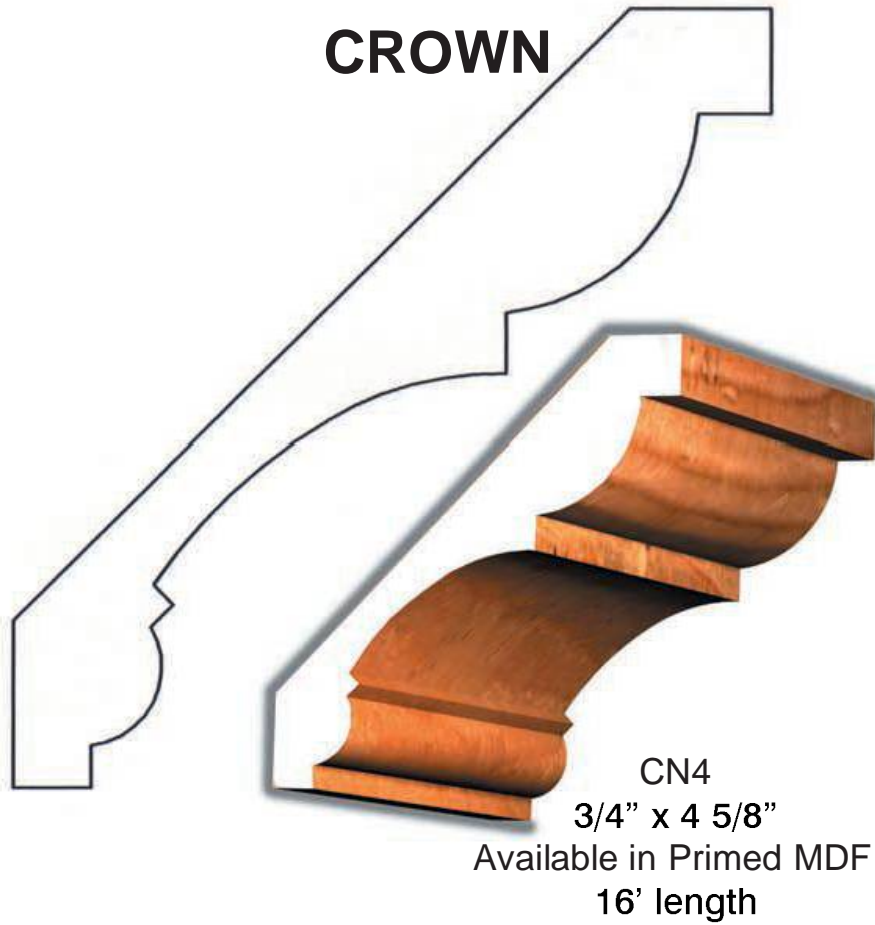
CN2
11/16" x 2"



CN3
11/16" x 4 1/2"

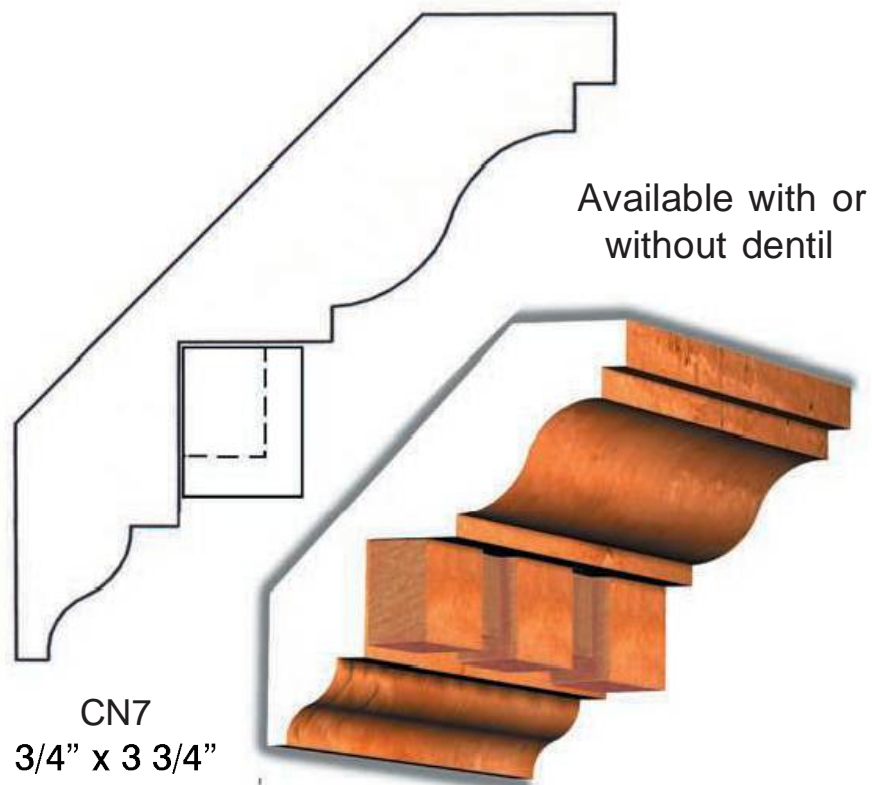
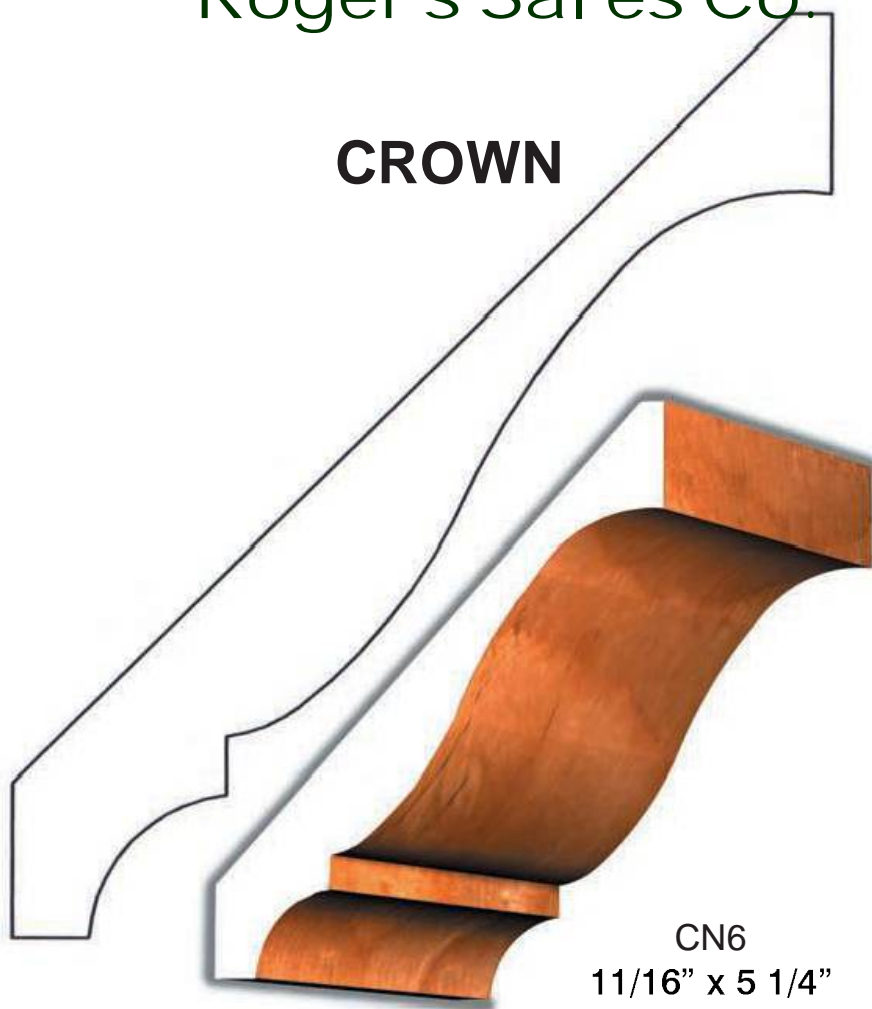
Rogers Sales Co.

CROWN



Rogers Sales Co.

CROWN



Rogers Sales Co.

DENTIL CROWN



Available with or
without dentil

CN7A
13/16" x 5-5/8"
(shown at 75%)

CROWN



Available with or
without dentil

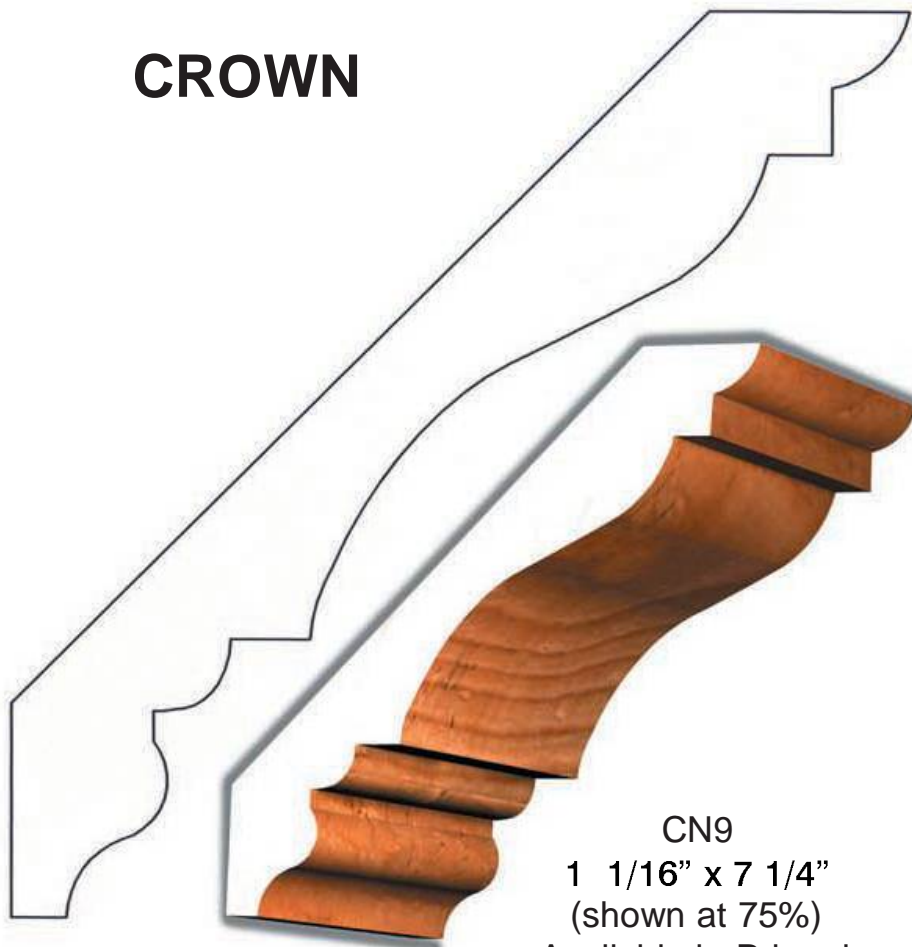
CN7B
1" x 7-5/16"
(shown at 75%)

Rogers Sales Co.



CN8
3/4" x 2 1/2"

CROWN



CN9
1 1/16" x 7 1/4"
(shown at 75%)
Available in Primed
MDF 16' length

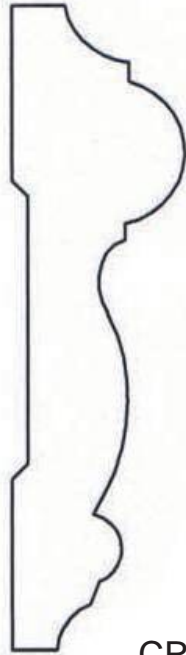
CROWN



CN10
5-5/8" x 13/16"
(shown at 65%)
Available in Primed MDF 16' length

Rogers Sales Co.

CHAIR RAIL



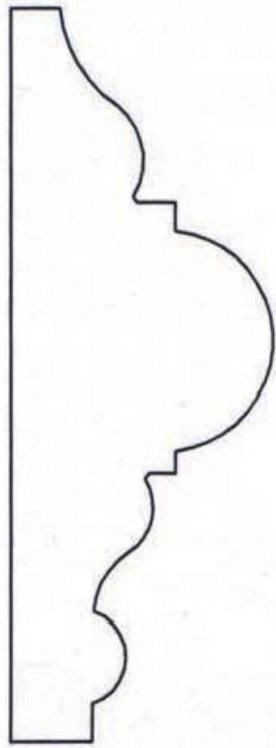
CR1

 $\frac{3}{4}'' \times 2 \frac{3}{4}''$ 


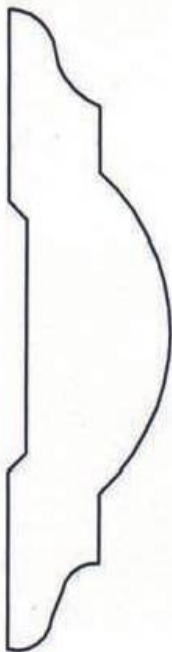
CR2

 $\frac{3}{4}'' \times 3 \frac{1}{4}''$ 

CHAIR RAIL



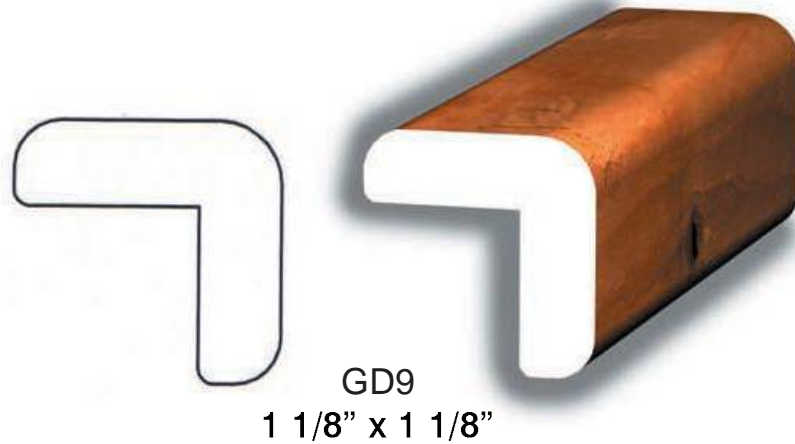
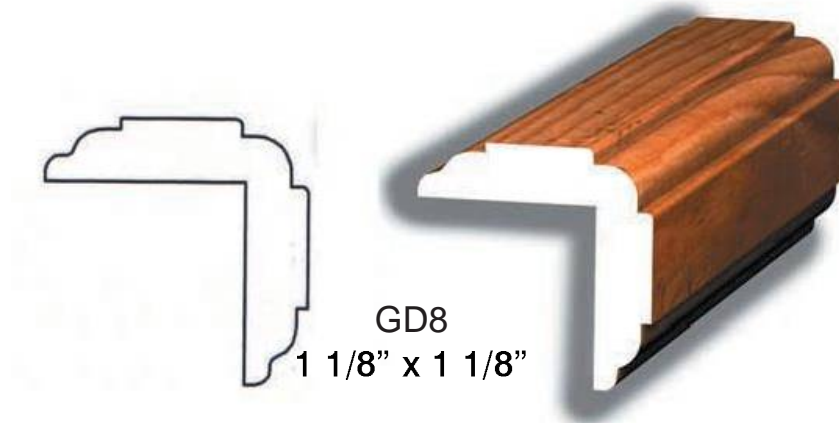
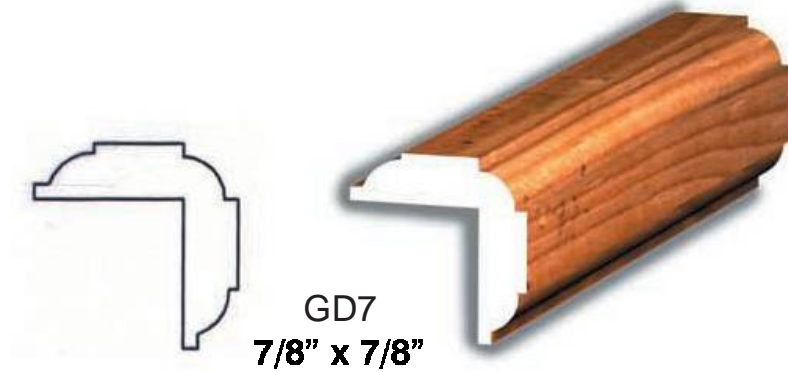
CR3
1 1/8" x 3 1/8"



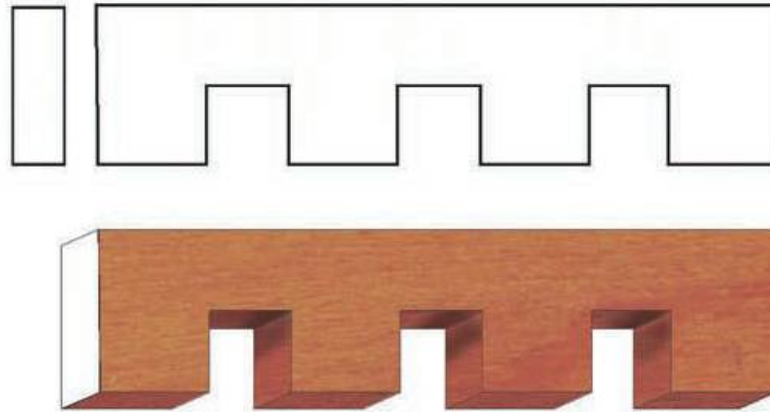
CR4
1 1/16" x 2 3/4"

Rogers Sales Co.

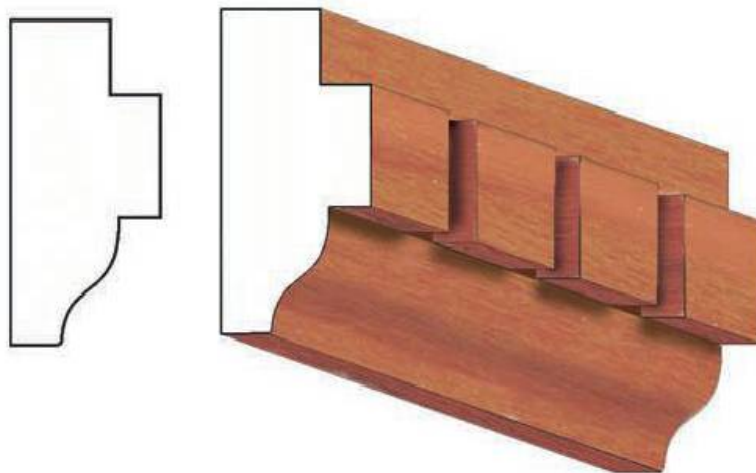
CORNER GUARD



DENTIL



DENTIL A
1/2" x 1-1/2"
(shown at 50%)



DENTIL B
3/4" x 1-5/8"

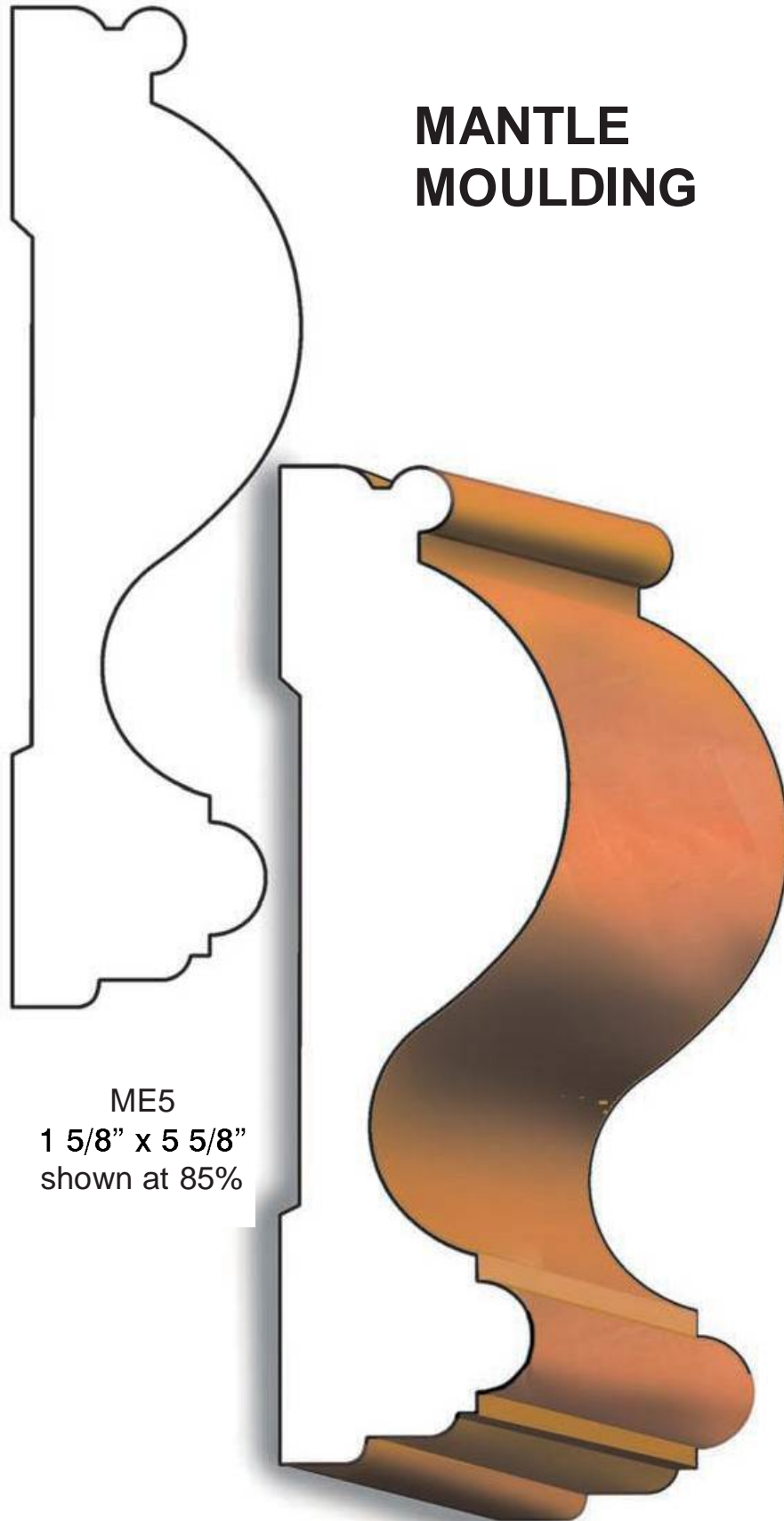
Rogers Sales Co.

LANDING TREAD



LT3
1" x 3 1/2"


MANTLE MOULDING



ME5
1 5/8" x 5 5/8"
shown at 85%

Rogers Sales Co.

MANTLE MOULDING



ME6
1 3/8" x 5 3/8"



MULLION




MN1
5/16" x 1 3/8"




MN2
3/8" x 2"


NOSE & COVE



NC1
3/8" x 1/2"



NC2
5/8" x 3/4"




NC3
11/16" x 1 1/8"

PANEL MOULDING



PL1
13/16" x 1 5/8"



PL2
5/8" x 1 3/4"




PL3
3/8" x 1 3/8"

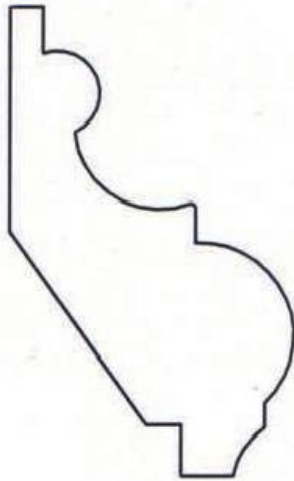


Rogers Sales Co.

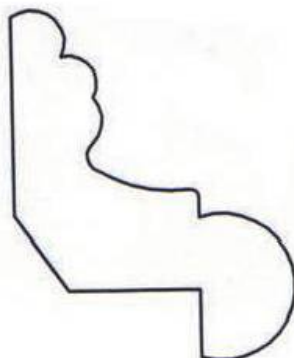
PANEL MOULDING



PL4
7/16" x 1 1/8"




PL5
13/16" x 2 1/4"




PL6
3/4" x 1 13/16"



PANEL MOULDING



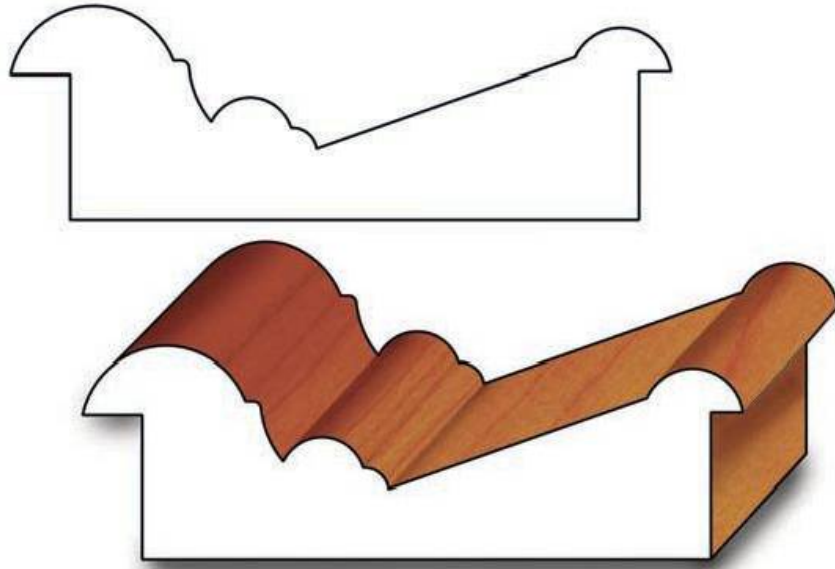
PL5.5
13/16" x 1- 9/16"



PL7
11/16" x 2"

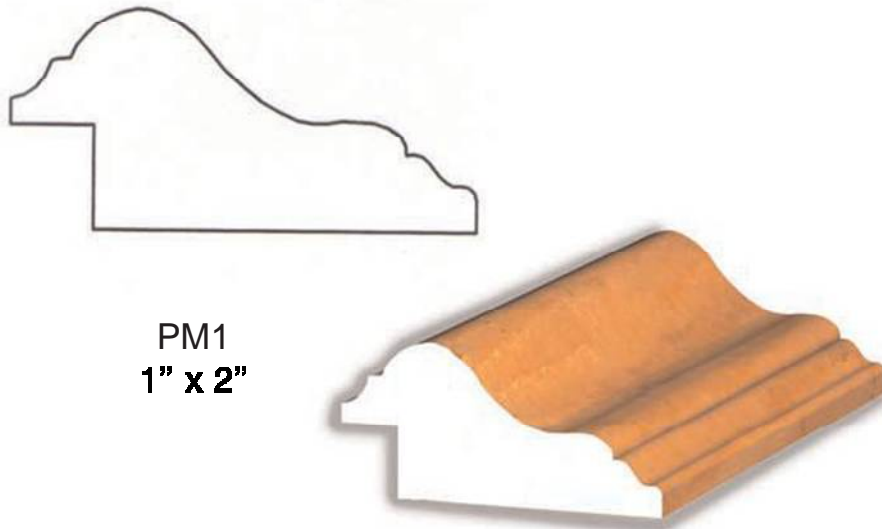
Rogers Sales Co.

PANEL MOULDING



PL8
1-1/8" x 3-1/2"
(shown at 80%)

PICTURE MOULDING



PM1
1" x 2"


PILASTER



PR2
3/4" x 2 5/8"



Matching Rosettes and
Plinths in Stock




PR3
3/4" x 3 1/4"



Matching Rosettes and
Plinths in Stock

Rogers Sales Co.


PILASTER



PR4
3/4" x 4 1/4"

Matching Rosettes and
Plinths in Stock


PILASTER



PR6
1" x 4"


Rogers Sales Co.

PILASTER



PR7
13/16" x 5 1/8"


PILASTER



PR8
1 1/4" x 8"
shown at 75%

Rogers Sales Co.


PLINTH



PLINTH8
1-1/16" x 4" x 8"
(shown 75%)
other Plinths available

Rogers Sales Co.

HALF ROUND



also available

RD0 1/4" x 1/2"

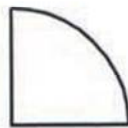
RD3 3/4" x 1 1/2"

RD4 1" x 2"


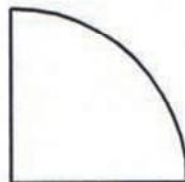
RD6 1 1/2" X 3"

QUARTER ROUND

QR2
1/2" x 1/2"



QR3
3/4" x 3/4"



Rogers Sales Co.

ROPE




3/4" ROPE



1/2" ROPE

ROSETTES

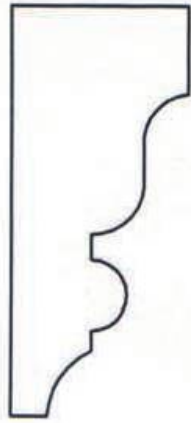


ROSETTE


7/8" x 2-7/8", 3-1/2, 4-1/2

Rogers Sales Co.

SOLID CROWN



SC2
3/4" x 1 3/4"



SC4
1 1/8" x 2 1/4"




Rogers Sales Co.

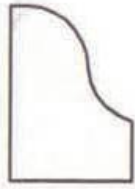
SOLID CROWN



SC5
1 3/8" x 2 3/4"




SHOES



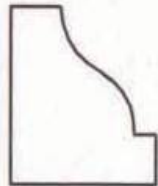
SE1

1/2" x 3/4"



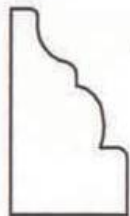
SE2

1/2" x 3/4"



SE3

5/8" x 3/4"



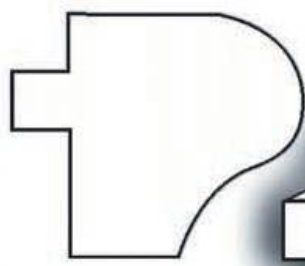
SE4

1/2" x 7/8"




Rogers Sales Co.

SHELF EDGE




SF1
1-1/4" x 1 1/16"



STOOL




SL1
11/16" x 3 1/2"




SL2
1" x 3 1/2"
Also available in 5 1/2"




STOP



SP1
3/8" x 2 1/2"




SP2
3/8" x 1 3/8"



SP4
5/8" x 1 3/8"

Rogers Sales Co.

WAINSCOAT



WT1
3/8" x 3 3/8"

LUMBER

All lumber is offered for sale on a BOARD FOOT (Bd. Ft. or BF) Basis. This unit of measure uses full rough sawn thickness, in 1/4" increments, prior to any machining. Rough lumber is always referred to in quarters of an inch. (i.e. four quarters - 4/4 equals 1" rough sawn, five quarters - 5/4 equals 1-1/4", eight quarters - 8/4 equals 2") Minimum rough thickness is 4/4 or 1".

In practice, board foot calculation is simply the square feet of surface multiplied by the thickness and can be computed as follows:

**width in inches x length in feet DIVIDED BY 12 x thickness
= Bd. Ft.**

For example: A board measures 9" wide x 8' long and is 1-1/2" thick. Calculation would be 9×8 divided by $12 \times 1.5 = 9$ Board Feet (BF).

When lumber has been surfaced, it is always referred to by an exact size. (i.e. 13/16" or 1-1/4") The board footage is calculated from its original rough dimension.

Rogers Sales Co.

www.exoticveneers.com

LUMBER

KILN DRIED STOCK LUMBER LIST

Alder	Makore
Ash	Maple
Avodire	Figured Maple
Basswood	Morado
Beech	Oak-English Brown
Birch	Oak-Figured
Bloodwood	Oak-Red
Bocote	Oak-White
Bubinga	Padauk
Butternut	Pear
Canary	Pines
Cedar-Aromatic	Poplar
Chakte Viga	Purpleheart
Cherry	Rosewood
Cocobolo	Sapele
Cypress	Sassafras
Ebony	Shedua
Goncalo Alves	Spanish Cedar
Hickory	Teak
Holly	Tulipwood
Imbuia	Walnut
Jatoba	Wenge
Kingwood	Yellowheart
Lacewood	Yew
Lignum Vitae(unseasoned)	
Mahogany	

S4S Lumber

59

SIZE	Poplar	Red Oak	Hard Maple	Soft Maple	Sapele	Cherry	Paulownia
1 x 4 3/4 x 3 1/2	X	X	X	X	X	X	X
1 x 6 3/4 x 5 1/2	X	X	X	X	X	X	X
1 x 8 3/4 x 7 1/4	X	X	X	X	X	X	X
1 x 10 3/4 x 9 1/4	X	X	X	X	X	X	X
1 x 12 3/4 x 11 1/4	X	X	X	X	X	X	X
5/4 x 4 1 1/16 x 3 1/2	X	X	X		X		X
5/4 x 6 1 1/16 x 5 1/2	X	X	X		X	X	X
5/4 x 8 1 1/16 x 7 1/4	X	X	X		X	X	X
5/4 x 10 1 1/16 x 9 1/4	X	X			X		X
5/4 x 12 1 1/16 x 11 1/4	X	X			X		X
2 x 6 1 3/4 x 5 1/2	X	X					
2 x 8 1 3/4 x 7 1/4	X	X					
2 x 10 1 3/4 x 9 1/4	X						
2 x 12 1 3/4 x 11 1/4	X						

Rogers Sales Co.

www.exoticveneers.com

DECKING

IPE Decking & Deck Lumber

Custom Porch Tongue & Groove Flooring

Ipe (pronounced ee-pay) is absolutely the best decking material commercially available.

This premium lumber product was formerly available to only architects and commercial builders, and is a staple to the mainstream deck building market.

In our yard we stock

1x4

1x6

5/4x4

5/4x6

2x2

2x4

2x6

2x8

2x10

2x12

4x4

4x6

Plus other Heavy Timber sizes in addition to Fasteners, Ipe Plugs, Stainless Steel Screws

Rogers Sales Co.

www.exoticveneers.com



IPE DECKING



Rogers Sales Co.

www.exoticveneers.com

PLYWOOD

BALTIC BIRCH 1/2" 4 X 8 B/BB	WH MAPLE PREFINISH 1/4" 4X8 1SIDE	PS WH OAK 1/4" 4 X 8 VC A4
BALTIC BIRCH 3/4" 4 X 8 B/BB	WH MAPLE PREFINISH 1/2" 4X8 2SIDE	PS WH OAK 3/4" 4 X 8 VC A1
	WH MAPLE PREFINISH 3/4" 4X8 1SIDE	
BIRCH FURN VC 1/4" 4 X 8	WH MAPLE PREFINISH 3/4" 4X8 2 SIDE	RIFT WH OAK 1/4" 4 X 8 VC A4
BIRCH FURN VC 1/2" 4 X 8		RIFT WH OAK 3/4" 4 X 8 VC A1
BIRCH FURN VC 3/4" 4 X 8	MARINE FIR VC 1/2" 4 X 8	
	MARINE FIR VC 3/4" 4 X 8	
PS CHERRY 1/4" 4 X 8 VC A3		SAPELE RS 1/4" 4 X 8 VC A4
PS CHERRY 1/2" 4 X 8 VC A-1		SAPELE RS 1/2" 4 X 8 VC A1
PS CHERRY 3/4" 4 X 8 VC A-1	PS RED OAK 1/4" 4 X 8 VC A3	SAPELE RS 3/4" 4 X 8 VC A1
	PS RED OAK 1/2" 4 X 8 VC A1	
	PS RED OAK 3/4" 4 X 8 VC A1	
WHITE MAPLE 1/4" 4 X 8 VC A3		PS WALNUT 1/4" 4 X 8 VC A4
WHITE MAPLE 1/2" 4 X 8 VC A1		PS WALNUT 3/4" 4 X 8 VC A1
WHITE MAPLE 3/4" 4 X 8 VC A1		

EDGEBANDING

13/16" 250LF CHERRY PRE GLUED	13/16" 250LF SAPELE PRE GLUED	13/16" 250LF PF MAPLE PRE GLUED
13/16" 250LF MAPLE PRE GLUED	13/16" 250LF WALNUT PRE GLUED	
13/16" 250LF RED OAK PRE GLUED	13/16" 250LF WH OAK PRE GLUED	

Distributing GARDEN STATE LUMBER PRODUCTS



The
ESTATE
S E R I E S
Specialty Primed Mouldings

Clear and finger joint Pine Mouldings

Primed Ultra Lite Mouldings

Rogers Sales Co. ⁶³

www.exoticveneers.com

Distributing WHITE RIVER LUMBER PRODUCTS



Embossed Moulding, Hand Carved Corbels



Rogers Sales Co.

www.exoticveneers.com

Stair Parts



Handrails, Fittings, Parts, Newells,
Ballisters, Treads, Starting Steps

